



Accessing Google Suite

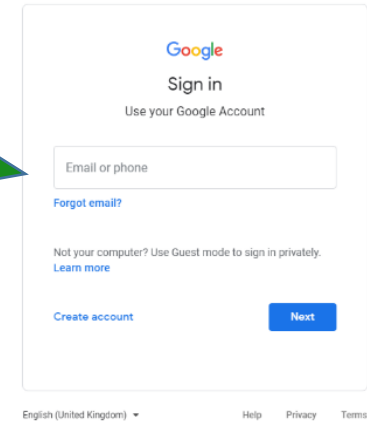
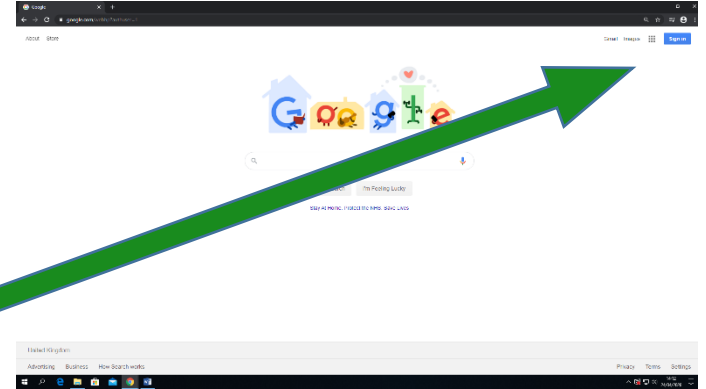


Accessing from a computer:

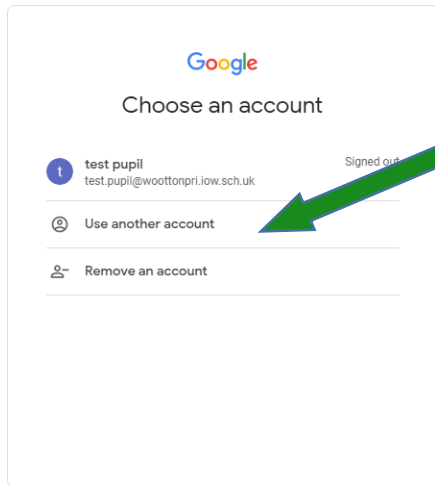
- First open a Google Chrome page and go to google.com
- Then in the upper right corner click 'Sign in'
- Type in your child's school email address.
The format is:
john.smith@woottonpri.iow.sch.uk

This will be their full name, for example:
john-joseph.smithjones@woottonpri.iow.sch.uk

Hyphens are included in the address but spaces are not.



- The password for their account is: 'password'. The first time you log in you/your child will be required to reset the password and choose a new one. Please keep this secure and memorable, but if forgotten, don't panic we can reset it.



- If there is already an account present, choose 'Use another account' and this will allow a new user to login.
- It is possible to use other browsers such as Safari and Edge/Explorer, but for ease of use I recommend Google Chrome.

Accessing via a phone, tablet, etc:

- There are apps available to download for all the Google Suite functions. So if your child wants to quickly access Google classroom to check new assignments they only have to open the app. Similarly with Gmail or Google Meet.
- However, for your child to have full access to live lessons, messaging/emailing, photos, drive, etc; each app will need to be on your phone and linked to their account .
- It is for this reason that I suggest, where possible, your child access Google Suite via a Chrome page as all these functions are already built in. A Google Chrome app downloaded to a phone will still require the other Google Suite applications present.